

Newspaper in Education Presents

inquiziKidz


BROUGHT TO YOU BY MANATEE COUNTY'S MAGNET SCHOOLS & ADULT CAREER & TECHNICAL EDUCATION

How does a worm become a "blaster"?

kidzbiz

Pursuing the future

Last year Mike Dodson was enrolled in the Agriscience and Natural Resources Education course where he assisted his teacher and learned a lot about plants. That experience created a desire in Mike to pursue a future in agriscience. "I want to be an agriscience expert, focusing on plants," Mike mused when discussing his goals. This year Mike is hoping he will be able to get his schedule arranged so he can take agriscience again. Being an active and involved member of the National FFA Organization (FFA) a Career and Technical Student Organization (CTSO) is a present goal of Mike's. He looks forward to participating in plant judging and hopes to have a plant ready to enter in this year's county fair. When asked what his goals are for the year, Mike said he is eager to clean up the school's greenhouse, "pulling weeds, cleaning up and sorting out the pots," and being active in the preparation of the new garden plot, as he feels it will help him learn more about agriscience.



Mike Dodson

school biz

Educating for business

Experienced as an Environmental Extension Agent and an Environmental Consultant, Kimberley Lough is excited to be Lincoln Middle School's Ag teacher. Kimberley's students will combine technology and agriculture as they create a digital presentation focusing on the school's greenhouse, plan and install a timed drip sprinkler system, develop and operate a plant propagation business, and create a new garden plot. Students will experience economics as they create the plant growing business, learning about overhead, supply and demand and cost benefits. Linking education with the business community, Kimberley has invited local businessmen to speak. In the spring students will be introduced to worm composting. Kimberley encourages students to join the National FFA Organization. FFA provides opportunities for competitions and special events in soil analysis, livestock judging, public speaking and horticulture. FFA is a Career and Technical Student Organization (CTSO) where students have opportunities to interact with students from other schools.



Kimberley Lough

Worm Composting


Blast kitchen waste with worms

What's the big deal about composting? It allows us to participate in nature's cycle and cut down on tons of garbage going into overflowing landfills. A natural and efficient way to utilize kitchen waste is through vermicomposting, or worm composting. You can drastically reduce the volume of household garbage if you employ worms. Worm composting has seen a resurgence of interest in recent times and worm composting companies are surfacing at a rapid rate. Worm composting can be done inside or outside the home. Composting with worms teaches us about decomposition and involves the science of solid waste, which is basic to understanding recycling.

Two types of earthworms best suited for composting are *Eosemoa foetida* (red wiggler) and *Lumbricus rugellus*. Earthworms are perfectly designed to blast through kitchen scraps, turning them into compost.

Worms help to infuse soil with more air and water. As worms eat the scraps, their bodily functions break them down into organic matter. After they have digested the scraps, they leave behind castings and this results in a valuable type of fertilizer. When the compost is harvested it can be used as a supplement for soil used in gardens, landscaping or potted plants. Sometimes worm compost can be too rich in organic material and needs to be mixed with sand or peat moss.

Remember, taking worms out of their natural environment and placing them in containers creates responsibility for you. They are living creatures with their own unique needs, so consider this before making your decision to compost.



- Just what do you know about worms? Did you know they are more than fish bait?
- A worm has no arms, legs or eyes.
 - Worms sense light, even though they have no eyes.
 - There are more than 2,500 kinds of earthworms
 - There can be more than a million earthworms in an acre of land
 - Worms are cold-blooded
 - A worm can not grow a new head, but its tail can reproduce if cut off
 - A worm can eat more than its weight on a daily basis
 - A kept worm will live longer than a worm in the wild

Discover the Future


Today, Agriscience and Natural Resources Education is far more than cows, sows and plows. Agriculture provides as many as 365 fields of study and employment. No longer does the study of agriculture require you to even work on a farm. Take a look below to discover just a few of the exciting opportunities available.

- Agricultural and Forestry Production Specialist
- Communication and Education Specialist
- Managers and Financial Specialists
- Marketing, Merchandising and Sales Representatives
- Scientists, Engineers and Related Specialists
- Social Service Professionals

Of course there are the more traditional types of careers that include:

- Veterinary Doctor
- Animal Scientist
- Veterinary Technician
- Environmental Consultant
- Animal Breeder
- Animal Production
- Aquaculturist
- Forest Ranger

For more career information see your school counselor and get information on-line at:
<http://jobstar.org/tools/career/spec-car.cfm>
 OR
<http://www.acinet.org/acinet/default.asp>



explore it

Recycling with Worms

Getting Started

Make a bin from wood, plastic, an old dresser drawer, crate for shipping or a barrel. Bin needs to be 12" - 18" deep with snug fitting lid and 1/4" small holes for ventilation in the sides bottom and top. Bin needs to be two square feet of surface area for each person contributing kitchen waste to the project.

Pick a place

Avoid direct exposure to sunlight (worms like the temperature between 55 and 77 degrees F)

Create a Worm Bed

Tear newspapers into 1" strips, and separate them as you put them in the bin. Sprinkle them with water so they are damp. Fill the bin with this moist bedding. Leaves, sawdust, straw and small pieces of cardboard can also be used for bedding. Do not use glossy paper of any kind. Sprinkle with handfuls of soil. Crushed eggshells are beneficial, as they add calcium.

Worm Adoption

Purchase 1-2 pounds of red worms from worm farm. Worm farms can be found in the yellow pages or the internet.

Suppertime

Feed worms about one quart of fruit and vegetable peels. Allow privacy for a couple of weeks until worms become acclimated.

Maintenance

Feed worms about once a week, one quart of scraps per square foot. Always turn the soil and scraps to avoid pests. (If the bin begins to smell, feed less.) Add fresh bedding when needed. Always keep a 4" to 6" layer of fresh bedding over the worms and food in the bin. Keep bedding moist.

Harvesting

Harvest worm castings about every 3-6 months for small bins. Reach in, scoop out brown crumbly compost, worms and all

Using Worm Compost

Sprinkle 1/2" to 1" layer at base of indoor or outdoor plants and work into soil, blend no more than 20%, or dig the compost into your garden bed.

InquiziKidz page is published every Wednesday in the Bradenton Herald-East Manatee Herald. Provided by Newspaper in Education, John Waltz, Manager (941) 748-0411 ext. 5031 Darren Falterman, Digital Media Specialist © Knight-Ridder Productions, inc.

- Ballard Elementary Magnet
- Daughtrey Preporatory Magn
- Harlee Middle Magnet
- Johnson Middle Magnet
- Lee Middle Magnet



- Haile Middle School
- Lincoln Middle Magnet
- Manatee Elementary Magnet
- Rowlett Elementary Magnet
- Tillman Elementary Magnet
- Wakeland Elementary Magnet

Schools listed in red offer instruction in the subject area featured in today's InquiziKIDz

Next Weeks Inquizikidz - How can a big plant live in a tiny seed?



- National FFA Organization <http://ffa.org>
- Department of Ecology-Composting for Kids <http://www.ecy.wa.gov/programs/swfa/kidsPage.html>
- Getting to know your worms <http://www.gomilpitas.com/homeschooling/explore/worms.htm>
- <http://www.niehs.nih.gov/kids/worms.htm#why>
- <http://www.kidsdomain.com/craft/jll.html>
- <http://www.wormwoman.com/acatalog/index.html>
- <http://www.urbanext.uiuc.edu/kids/>

Zero Waste http://www.ecoact.org/zero_waste/compost_kids_sites.html